

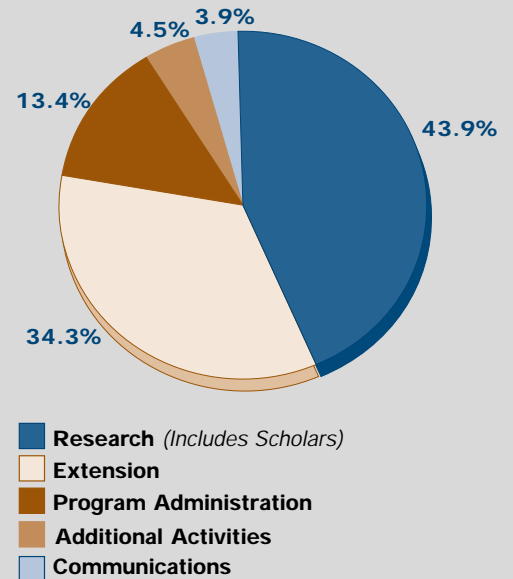
Annual Report

New York Sea Grant Institute Funding 1998

(State, Federal, and Other Funds Allocated in Calendar Year 1998)

| | |
|---|--------------------|
| Program Administration | \$585,015 |
| Communications | \$171,010 |
| Extension | \$1,500,726 |
| Research and Scholars | |
| Economic Leadership | \$629,663 |
| Coastal Ecosystem Health and Public Safety Initiatives and National Investments | \$463,259 |
| NOAA Partnership Investment | \$61,773 |
| Non-Indigenous Species Investment | \$100,858 |
| Marine Biotechnology Investment | \$181,100 |
| Brown Tide Research Initiative (BTRI) | \$479,275 |
| Percent of Above Research Funds Allocated to Scholars | 13.3% |
| Total Research and Scholars | \$1,915,928 |
| Additional Activities | |
| Fellowships | \$82,363 |
| Conferences/Workshops/Special Projects | \$14,906 |
| Regional Activities | \$35,421 |
| SSER Technical Advisory Committee Administration | \$30,202 |
| BTRI Administration and Outreach | \$32,949 |
| Total Additional Activities | \$195,841 |
| Total Funds Allocated | \$4,368,520 |
| Unallocated/Pending Committed Carryover Funds* | \$935,040 |
| Additional Non-Federal Cost-Sharing or In-Kind Support | \$1,174,866 |

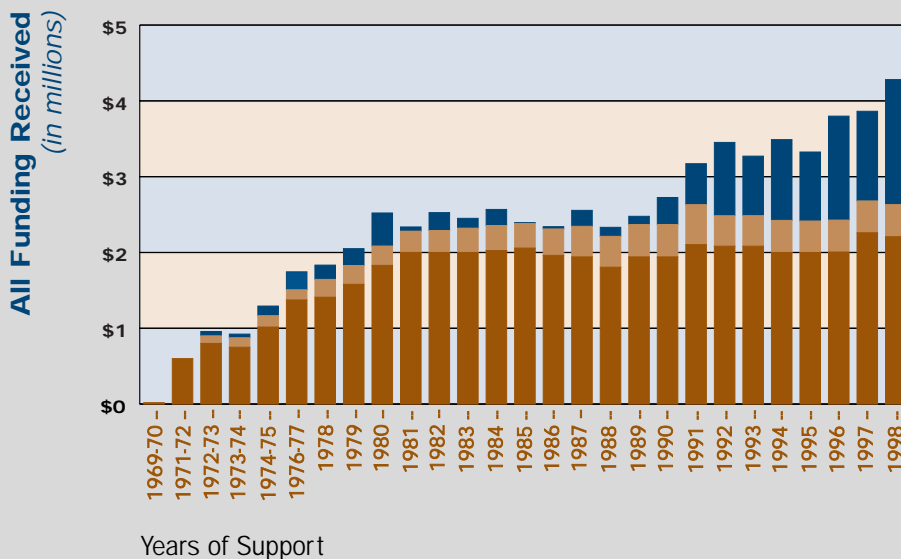
Distribution of All Funding Among Program Elements



*Includes funds committed to continuation of specific projects/activities, and projects slated to begin in 1999

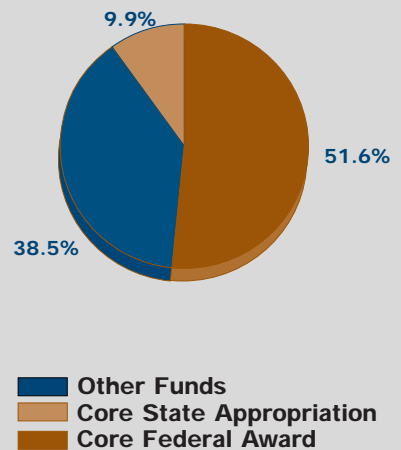
New York Sea Grant Funding

(Since Inception)



Funding Sources

(1998)



Note: "Other" includes additional state, federal, Cornell, SUNY and private funds received by NYSG program.

—Stefanie Massucci
Fiscal Officer